

KÜPPER®

made in Germany

FOR MORE THAN 150 YEARS

5 Years
Warranty

REALISE YOUR OWN WORKSHOP WITH SYSTEM


A system with sophisticated
details and accessories



Workbenches &
accessories



Wall cabinets



Perforated walls
& accessories



High cabinets &
clothes lockers



Shelves
and much more

FOR MORE THAN 150 YEARS



GOOD WORK WITH BEST EFFECT

Best quality at affordable prices is just what Friedrich Küpper GmbH has guaranteed for more than 150 years! From the vice to the complete workshop equipment for your home or company – produced with the greatest care and high usage value. And a good system. Guaranteed.

High-quality German work – we know how to nurture and protect it. We make sure to contribute to it as well. The quality seal "Made in Germany" is a firm part of our corporate philosophy. Our workshop equipment is produced and packed with the greatest precision at our site in Berlingen (Eifel), thanks to state of the art machines. Regular quality inspections enable us as manufacturer to ensure a warranty period as long as 5 years in good conscience!

Every day, a strong team of qualified and committed people works to satisfy you with our service and reliability. In detail, for the greater whole and, of course, with passion and consideration. All of this is more than just empty words for us. We consider this a matter of course.



MANAGEMENT IN THE FIFTH GENERATION
Peggy Küpper-Kies and Matthias Kies




PRODUCTION TEAM BERLINGEN



POINT WELDING

Point welding pliers connect certain parts with a precise fit.



EDGES

State of the art bending centres in use around the clock.



PUNCHING TOOLS

High-quality punching tools ensure consistent quality.



PUNCH

Our punches are fully automated. They can hold up to 36 different punching tools.



COATING

Powder-coating protects the steel sheet and gives it a great look.

REALISE YOUR OWN WORKSHOP WITH SYSTEM

Order is vital!



Workbenches in four widths



PAGE **10–17**

Wall cabinets in six widths



PAGE **18–19**

Workshop cart



PAGE **20**

Floor mats



PAGE **21**

High / material cabinets / shelves



PAGE **22–23**

Lockers




PAGE **24**

Carpenter's benches



PAGE **25**

Perforated walls with detailed accessories



PAGE **26–29**

Vices



PAGE **30**

Küpper "Light" items



PAGE **30**

Modular systems



PAGE **31–33**

Mitre saws



PAGE **34**

Fanshop



PAGE **35**

OVERVIEW OF OUR SYSTEM

A system with sophisticated details and accessories



Workbenches in 4 widths



Our workbenches are available in four different widths. The matching model for each room.

Construction kit system



Choose your desired model from many combination options for the workbenches, no matter if you prefer drawers or lockable doors.

Smart corner solutions



Combined with the corner/connection element, a fitted cabinet can be pushed into the corner, so that it is filled out well.

Sophisticated detailed solution



Not only divisions for our drawers complement the range. Workshop carts and a side table on rollers are available as well.

OUR EQUIPMENT DETAILS

WORKTOP



Solid beech panel, 30 mm thick, rod-glued and finger-jointed, oil-treated for repelling dirt and protecting against distortion. FSC-certified wood.

DRAWER



Drawers with guide rolls for comfortable extension and permanently smooth running, incl. extension lock. Carrying load 25 kg (distributed load). Partial extension with 80 %.

HANDLE



Massive handle of fibreglass-reinforced plastic with labelling unit ensure an overview and order at the workplace.

DOORS



Lockable doors with spare key. Scratch-proof surface by powder-coated stove-enamel finish. Steel sheet with a thickness of up to 1 mm.

HEIGHT-ADJUSTABLE FEET



Height-adjustable feet for compensation of ground irregularities (up to 2 cm).

Wall cabinets in 6 widths



Available in six different widths. Stow your small parts and workshop accessories practically and cleanly in lockable cabinets.

Perforated walls with detailed accessories



The perforated walls with the system holders permit quick access to the most common tools. An ideal supplement to the workbenches and wall cabinets.

Skill corner solutions



Our corner wall cabinet will ideally fill the corner in your workshop. This enables optimum use for the corner area.

Vices and accessories



Vices, mitre saws and various accessory items supplement our range and will help you quickly and effectively complete your work.

ERGONOMIC ADJUSTMENT

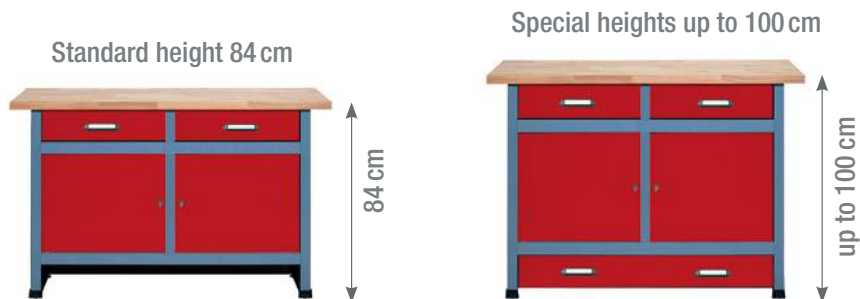
Our workbenches (except for modular system and workbench with rollers) are also available at a work height of 95 or 100 cm! No "wobbly" screwed mechanics, but use of a higher side wall to guarantee stability and unchanged stress. Available with an additional drawer at the bottom upon request (both options are connected to a surcharge).

Item no. SH 95

for special height 95 cm,
Surcharge per side wall

Item no. SH 100

for special height 100 cm,
Surcharge per side wall



COLOUR VERSIONS

Colourful design

All items of the workshop equipment are available in the following colour versions without any surcharge (exception: modular system: only in ultramarine; workshop cart 12680: only in silver-black). The last digit of the item no. corresponds to the colour code and informs about the colour combination.



COLOUR CODE 2
Red (similar to RAL 3002)



COLOUR CODE 7
Ultramarine (RAL 5002)



COLOUR CODE 6
Beaten silver
(does not correspond to any RAL shade)

Colour red / body silver



COLOUR CODE 2



Colour ultramarine / body silver



COLOUR CODE 7



Colour beaten silver / body black



COLOUR CODE 6



Note: Our colours are individual smooth, structured or hammer-blow paintwork with different degrees of glossiness. This is why they only correspond to a precise RAL shade to a degree. For wet painting, we recommend using a paint mixing service and choosing a matching paint and shade there (e.g. using colour cards or hue scans).

POWDER COATING

Our items are applied with powder-coating. It has the following advantages as compared to conventional wet paint:

- + Solvent- and emission-free, making it particularly environmentally compatible
- + High material yield, up to 40 % more
- + Better surface quality, much more resilient to impact, scratching and abrasion
- + More chemical-resistant
- + Double layer application in one single workshop
- + Load-resistant at once after the surface cools off

This makes the powder-coating much more environmentally compatible and robust than wet paint. The epoxy resins also make the coating more flexible. This even permits bending of parts without the coating flaking off (e.g. in our drawer trays).

DELIVERY & SERVICE



Delivery time

Potentially in stock at the store, otherwise approx. 14 days, also in the colour combinations shown on the left. Approx. 4 weeks for assembled goods and special height.



Delivery condition

Delivery disassembled, in a stable shipping box. Uncomplicated transport and very easy to place even if space is otherwise scarce.



Assembly service

On request and against a surcharge, we offer assembly for all disassembled items as well. The goods are then assembled at the factory and shipped via a carrier.

7 TIPS FOR GOOD ORDER

How to keep your workshop tidy

- + **Workbench grip for labelling**
to avoid long searches
- + **Drawer divisions***
for well-structured sorting of the work materials
- + **Shelves***
for workbenches to divided the inner space
- + **Wall cabinets / slotted panels**
with differently sized exposed boxes for storing small parts (model-dependent)
- + **Wall cabinet shelves***
height-adjustable as desired
- + **Perforated walls** (expansible in width as desired)
to suspend tools
- + **Large choice of perforated wall accessories***
for functional attachment of tools of any kind

*optionally available



WORKBENCHES



 Load capacity up to 300 kg

All items are delivered flat packed.
(assembled delivery possible against a surcharge)

WIDTH 60 cm (W 60 cm | H 84 cm | D 60 cm)



W 60 cm | H 84 cm | D 60 cm
1 lockable door
1 drawer (H. 12 cm)
with rollers (2 fastening)




 Item no. 12192
 Item no. 12197
 Item no. 12196



 100 kg






W 60 cm | H 84 cm | D 60 cm
1 lockable door
1 drawer (H. 12 cm)

 Item no. 12392
 Item no. 12397
 Item no. 12396






W 60 cm | H 84 cm | D 60 cm
4 drawers (H. 12 cm)

 Item no. 12492
 Item no. 12497
 Item no. 12496






W 60 cm | H 84 cm | D 60 cm
1 lockable door
1 open shelf

 Item no. 12092
 Item no. 12097
 Item no. 12096



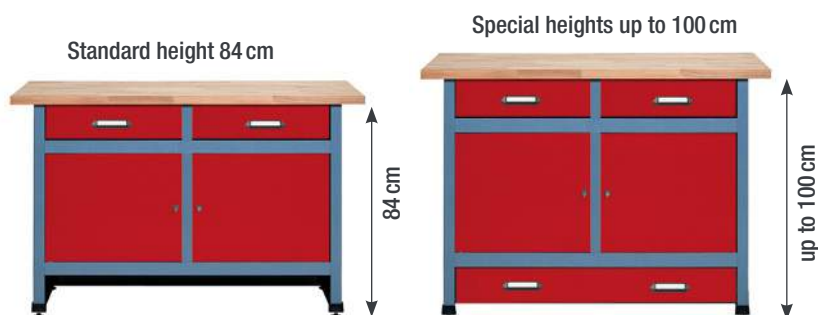
W 60 cm | H 84 cm | D 60 cm
1 lockable door
2 drawers (H. 6.5 cm)

 Item no. 12292
 Item no. 12297
 Item no. 12296

INFO

WORKBENCHES AVAILABLE IN SPECIAL HEIGHT (95 or 100 cm)







Item no. SH 95 and item no. SH 100 (surcharge per side wall),
2, 3 or 4 side walls depending on model



Carrying strength of the individual
drawers up to 25 kg (distributed load)



Lower additional drawer at special height

60 cm	120 cm
 Item no. 920-2	 Item no. 925-2
 Item no. 920-7	 Item no. 925-7
 Item no. 920-6	 Item no. 925-6



Worktop oil
Item no. 11250

WORKBENCHES

 Load capacity up to 300 kg

All items are delivered flat packed.
(assembled delivery possible against a surcharge)

WIDTH 120 cm (W 120 cm | H 84 cm | D 60 cm)



Height-adjustable feet
(up to 2 cm) on all work-
benches



The classics

A width of 120 cm will fit into virtually
any space. This is why these "classics"
still are among the most frequently
sold types!

W 120 cm | H 84 cm | D 60 cm

2 lockable doors
2 drawers (H. 12 cm)

 Item no. 12052

 Item no. 12057

 Item no. 12056



W 120 cm | H 84 cm | D 60 cm

1 lockable door
3 drawers (H. 12 cm)
1 open shelf

 Item no. 12082

 Item no. 12087

 Item no. 12086



W 120 cm | H 84 cm | D 60 cm

6 drawers (H. 12 cm)
1 open shelf

 Item no. 12112

 Item no. 12117

 Item no. 12116



W 120 cm | H 84 cm | D 60 cm

2 lockable doors
1 drawer (H. 12 cm)
2 drawers (H. 6.5 cm)

 Item no. 12252

 Item no. 12257

 Item no. 12256



W 120 cm | H 84 cm | D 60 cm

1 wide drawer (H. 12 cm)
6 drawers (H. 12 cm)

 Item no. 12122

 Item no. 12127

 Item no. 12126



W 120 cm | H 84 cm | D 60 cm

1 lockable door
5 drawers (H. 12 cm)

 Item no. 12042

 Item no. 12047

 Item no. 12046



W 120 cm | H 84 cm | D 60 cm

4 drawers (H. 12 cm)
Sitting space can be installed to
the right/left

 Item no. 12532

 Item no. 12537

 Item no. 12536



W 120 cm | H 84 cm | D 60 cm

1 lockable door
4 drawers (H. 12 cm)
2 drawers (H. 6.5 cm)

 Item no. 12242

 Item no. 12247

 Item no. 12246



W 120 cm | H 84 cm | D 60 cm

Usage example
Items 12532 and 12022

WORKBENCHES

 Load capacity up to 300 kg



All items are delivered flat packed.
(assembled delivery possible against a surcharge)

WIDTH 170 cm (W 170 cm | H 84 cm | D 60 cm)



W 170 cm | H 84 cm | D 60 cm




3 lockable doors
3 drawers (H. 12 cm)

-  Item no. 12152
-  Item no. 12157
-  Item no. 12156



W 170 cm | H 84 cm | D 60 cm

1 lockable door
1 wide drawer (H. 12 cm)
3 drawers (H. 12 cm)




-  Item no. 12032
-  Item no. 12037
-  Item no. 12036

Can be combined with workshop cart 12020



W 170 cm | H 84 cm | D 60 cm


2 lockable doors
5 drawers (H. 12 cm)
2 drawers (H. 6.5 cm)

-  Item no. 12272
-  Item no. 12277
-  Item no. 12276



W 170 cm | H 84 cm | D 60 cm


9 drawers (H. 12 cm)
6 drawers (H. 6.5 cm)

-  Item no. 12972
-  Item no. 12977
-  Item no. 12976



W 170 cm | H 84 cm | D 60 cm




1 lockable door
9 drawers (H. 12 cm)

-  Item no. 12872
-  Item no. 12877
-  Item no. 12876



W 170 cm | H 84 cm | D 60 cm




2 lockable doors
6 drawers (H. 12 cm)

-  Item no. 12172
-  Item no. 12177
-  Item no. 12176



W 170 cm | H 84 cm | D 60 cm

1 lockable door
6 drawers (H. 12 cm)
Sitting space

-  Item no. 12572
-  Item no. 12577
-  Item no. 12576

WORKBENCHES IN SPECIAL HEIGHT


with additional drawers



Carrying strength of the individual drawers up to 25 kg (distributed load)



Worktop oil
Item no. 11250



Markable magnetic labels
80 x 20 mm (10 pcs.)
Item no. 982



Lower additional drawer at special height

WORKBENCHES

 Load capacity up to 300 kg

All items are delivered flat packed.
(assembled delivery possible against a surcharge)

WIDTH 240 cm (W 240 cm | H 84 cm | D 60 cm)



W 240 cm | H 84 cm | D 60 cm

2 lockable doors

1 wide drawer (H. 12 cm)

5 drawers (H. 12 cm)

Sitting space

 Item no. 12282

 Item no. 12287

 Item no. 12286



W 240 cm | H 84 cm | D 60 cm

1 lockable door

1 wide drawer (H. 12 cm)

8 drawers (H. 12 cm)

Sitting space




 Item no. 12382

 Item no. 12387

 Item no. 12386

INFO



			
1	Item no. 920-2	Item no. 920-7	Item no. 920-6
2	Item no. 925-2	Item no. 925-7	Item no. 925-6
3	Item no. 928-2	Item no. 928-7	Item no. 928-6
4	Item no. 926-2	Item no. 926-7	Item no. 926-6
5	Item no. 927-2	Item no. 927-7	Item no. 927-6
6	Item no. 905-2	Item no. 905-7	Item no. 905-6
Only to be used in the upper part, directly under worktop			




ACCESSORIES FOR WORKBENCHES




Fitted cabinet as corner solution W 23 cm | H 80 cm | D 47 cm

1 lockable drawer
2 deposit shelves, for usage
options s. page 17

 Item no. 12162

 Item no. 12167

 Item no. 12166



Corner / connection element W 60 cm | D 60 cm

for workbenches
incl. mounting material

Item no. 12060



Tool and socket strip

Of stable steel sheet, with triple
socket strip (IP 44), openings
for nearly any tool type, can be
screwed to the 120 cm worktop

Item no. 981



Rear strips / protection strips Beech wood laminate for tacking or screwing on

Item no. 977 60 cm, 1 pc.

Item no. 978 120 cm, 1 pc.

Item no. 979 170 cm, 1 pc.



Drawer division

W 43.5 cm | H 6 cm | D 43 cm
for drawer (H. 12 cm)
Plastic

Item no. 955



Universal drawer division for drawer (H. 12 cm)

18 boxes in 4 different sizes

Item no. 995



Workshop stool

height-adjustable 54–79 cm
Gas pressure damper
Stable aluminium foot cross

Item no. 70003



Shelf for storage space

for storage compartments with
lockable doors, incl. mounting
material

Item no. 945 46,9 × 44,3 cm



Full beech panels

(matching the Küpper workshop series)
of solid beech wood, finger-
jointed and laminated, oiled

Item no. 960: 600 × 600 × 30 mm

Item no. 965: 1200 × 600 × 30 mm

Item no. 970: 1700 × 600 × 30 mm

Item no. 975: 2400 × 600 × 30 mm



Worktop oil

Worktop / wood oil, raw linseed
oil, cold-pressed, naturally clean
without solvent and aromatics

Item no. 11250

ACCESSORIES FOR WORKBENCHES



Fine-grooved rubber mats
W 445 mm | H 3 mm | D 435 mm
for flat drawers (H. 6.5 cm, workbenches). Creates a slip-proof surface for your tools.

Item no. 951



Universal insertion box, red
W 54 mm | H 63 mm | D 54 mm
Polystyrene, highly impact resilient, food-safe

Item no. 850



Fine-grooved rubber mats
W 440 mm | H 3 mm | D 445 mm
for drawer (H. 12 cm, workbenches). Creates a slip-proof surface for your tools.

Item no. 950



Universal insertion box, yellow
W 54 mm | H 63 mm | D 108 mm
Polystyrene, highly impact resilient, food-safe

Item no. 851




Fine-grooved rubber mats
W 955 mm | H 3 mm | D 415 mm
for wide drawer (H. 12 cm, workbenches). Creates a slip-proof surface for your tools.

Item no. 952



Universal insertion box, blue
W 108 mm | H 63 mm | D 108 mm
Polystyrene, highly impact resilient, food-safe

Item no. 853



Rubber mat, cut to size

Roll width of 100 cm
Indicate your desired dimensions. We will cut the mats to size, also to protect the floor, worktop or similar. Precise desired size (e.g. 43.5 × 42.8 cm)!

Item no. 956 Price in m²



Universal insertion box, grey
W 108 mm | H 63 mm | D 216 mm
Polystyrene, highly impact resilient, food-safe

Item no. 852



Entire roll

Roll width of 100 cm
Width 100 cm, length 10 m, thickness 3 mm insulating, weather resistant, waterproof for indoor and outdoor use.

Item no. 957-R Price for the entire roll



Surcharge for factory assembly
Delivery takes place in the completely assembled condition (no setup on site).

Item no. 901 workbenches 120, 170 cm and high cabinets

Item no. 902 wall cabinets and workbenches 60 cm

Item no. 903 workbenches 240 cm, material cabinets with drawers.

DRAWERS

INNER DIMENSIONS OF THE DRAWERS

a) Opening size drawer width (reach)

This size is only relevant if you want to store large pieces in the drawer, with outer sizes close to the inner drawer width (b).

b) Inner drawer width

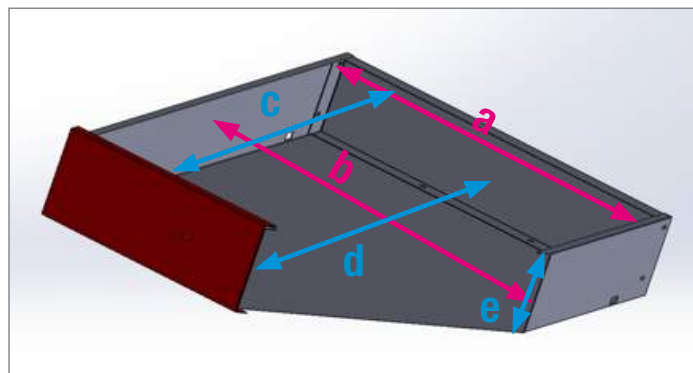
This size indicates the usable width of the storage space of the drawer.

c) Opening size drawer length (reach)

This size is only relevant if you want to store large pieces in the drawer, with outer sizes close to the inner drawer length (d).

d) Inner drawer length

This size indicates the usable length of the storage space of the drawer.



e) Inner drawer height

The drawer height reflects the distance from the drawer bottom to the upper edge of the bent side wall. If you want to store pieces that are higher than the inner drawer height, the other dimensions of the parts to be stored must not exceed the dimensions a and c.

		16095*, 16115*, 16120*, 16125*	16120*	16120*	920	925	905
Size \ Item		Module drawer H 7 cm	Module drawer H 15 cm	Module drawer H 23 cm	Drawer normal	Drawer wide	Drawer flat
a	Opening size drawer width (reach)	451 mm	451 mm	451 mm	430 mm	929 mm	430 mm
b	Inner drawer width	451 mm	451 mm	451 mm	449 mm	959 mm	449 mm
c	Opening size drawer length (reach)	515 mm	515 mm	515 mm	419 mm	389 mm	418 mm
d	Inner drawer length	533 mm	533 mm	533 mm	444 mm	418 mm	440 mm
e	Inner drawer height	74 mm	154.5 mm	235 mm	118 mm	86 mm	53 mm

		926	927	928	12160-1*	12160-2*	12020*
Size \ Item		Drawer 240 cm special height	Drawer op. compartment, 240 cm	Drawer 170 cm special height	Fitted cabinet	Fitted cabinet	Workshop cart
a	Opening size drawer width (reach)	665 mm	170 mm	1440 mm	143 mm	143 mm	400 mm
b	Inner drawer width	700 mm	185 mm	1465 mm	143 mm	143 mm	418 mm
c	Opening size drawer length (reach)	388 mm	415 mm	388 mm	370 mm	370 mm	398 mm
d	Inner drawer length	415 mm	444 mm	415 mm	460 mm	460 mm	427 mm
e	Inner drawer height	85 mm	118 mm	85 mm	310 mm	200 mm	85 mm

		12680-1*	12680-2*	12680-3*	70790*	70690, 70590, 70880*
Size \ Item		Workshop cart	Workshop cart	Workshop cart	Material cabinet drawer 45.5 cm	Material cabinet drawer 91 cm
a	Opening size drawer width (reach)	532 mm	532 mm	532 mm	335 mm	790 mm
b	Inner drawer width	532 mm	532 mm	532 mm	351 mm	806 mm
c	Opening size drawer width (reach)	398 mm	398 mm	398 mm	365 mm	365 mm
d	Inner drawer length	398 mm	398 mm	398 mm	385 mm	385 mm
e	Inner drawer height	52 mm	125 mm	195 mm	64 mm	64 mm

The item numbers marked with * do not indicate the item number of the individual drawers, but the one of the item in which the drawer is installed.

CORNER SOLUTIONS

POSSIBLE APPLICATIONS OF THE KÜPPER FITTED CABINET AS A CORNER SOLUTION



Small protrusion



Large protrusion

If you want to set up two of our workbenches at a 90°-angle to each other, you can generate a continuous work surface with the Küpper corner/connection element 12060. This leads to unused space below the connection element that can be sensibly supplemented by our fitted cabinet 12160.

The many versions of our workbenches lead to different body widths with varying protrusions of the work tops.

The body sizes are as follows:

For the 60-cm-workbench: 55 cm.

For 120 cm–106 cm, for 170 cm–157 cm and for 240 cm, these are 233 cm.

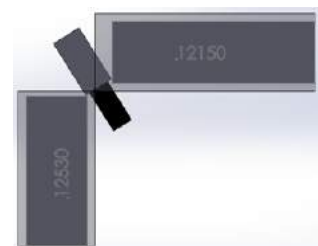
This causes the fitted cabinet 12160 not to be usable as a corner solution in all combinations.



Item no. 12160

Whether you can use a fitted cabinet with your desired combination or not is evident from the following table:

CORNER ELEMENT		WORKBENCH 2																	
		12090	12290	12390	12490	12190	12040	12050	12250	12240	12080	12110	12120	12530	12150	12270	12870	12170	12570
WORKBENCH 1	12090																		
	12290																		
	12390																		
	12490																		
	12190																		
	12040																		
	12050																		
	12250																		
	12240																		
	12080																		
	12110																		
	12120																		
	12530																		
	12150																		
	12270																		
	12870																		
	12170																		
	12570																		
	12030																		
	12280																		
	12380																		



For some workbench combinations, you need to fix the worktops with a lateral offset from the indication in the assembly instructions in order to create enough space for the fitted cabinet. Above illustration, for example, shows the combination of 12530 and 12150 where the worktops must be installed nearly flush with the body.

	The fitted cabinet can be used without limitation
	usable if the worktop is shifted laterally on the body
	cannot be used

WALL CABINETS

All items are delivered flat packed.
(assembled delivery possible against a surcharge)

WIDTH 40 cm / 60 cm / 80 cm (H 60 cm | D 20 cm)



W 40 cm | H 60 cm | D 20 cm
1 lockable door
1 steel sheet perforated rear wall
2 adjustable shelves

■ Item no. 70332
■ Item no. 70337
■ Item no. 70336



W 40 cm | H 60 cm | D 20 cm
1 lockable door
6 boxes 13 x 10 x 5 cm
12 boxes 13 x 13 x 7 cm

■ Item no. 70312
■ Item no. 70317
■ Item no. 70316



W 60 cm | H 60 cm | D 20 cm
1 lockable door
2 shelves
6 boxes 13 x 10 x 5 cm

■ Item no. 70362
■ Item no. 70367
■ Item no. 70366



W 80 cm | H 60 cm | D 20 cm
2 lockable doors
12 boxes 13 x 10 x 5 cm
24 boxes 13 x 13 x 7 cm

■ Item no. 70222
■ Item no. 70227
■ Item no. 70226




W 80 cm | H 60 cm | D 20 cm
2 lockable doors
2 steel sheet perforated rear walls
4 adjustable shelves

■ Item no. 70122
■ Item no. 70127
■ Item no. 70126



W 80 cm | H 60 cm | D 20 cm
2 lockable doors
1 steel sheet perforated rear wall
2 adjustable shelves
18 boxes 13 x 10 x 5 cm

■ Item no. 70322
■ Item no. 70327
■ Item no. 70326



W 60 cm | H 60 cm | D 60 cm
2 lockable doors
4 shelves
Compartment depth 19 cm

■ Item no. 70372
■ Item no. 70377
■ Item no. 70376

INFO

+ Perforated rear walls can be used for hanging many different tools in connection with the system holders as well.

+ Shelves have a carrying capacity of 5 kg (distributed load) and are easily height adjustable.

WALL CABINETS

All items are delivered flat packed.
(assembled delivery possible against a surcharge)

WIDTH 120 cm / 160 cm / 240 cm (H 60 cm | D 20 cm)



W 120 cm

W 120 cm | H 60 cm | D 20 cm

3 lockable doors


3 steel sheet perforated rear walls

4 adjustable shelves

■ Item no. 70092

■ Item no. 70097

■ Item no. 70096



W 39 cm | D 14 cm

Shelves of stable plastic (load capacity up to 5 kg distributed load), matching all wall cabinets with perforated rear wall, adjustable in height.

Item no. 931 (set of 2)



W 120 cm | H 60 cm | D 20 cm

3 lockable doors (1x perforated rear wall)

2 steel sheet perforated rear walls


2 adjustable shelves

18 boxes 13 × 10 × 5 cm

■ Item no. 70192

■ Item no. 70197

■ Item no. 70196



W 160 cm

W 160 cm | H 60 cm | D 20 cm

2 lockable doors

4 steel sheet perforated rear walls

4 adjustable shelves

Light cover for lighting

■ Item no. 70402

■ Item no. 70407

■ Item no. 70406



W 240 cm

W 240 cm | H 60 cm | D 20 cm

4 lockable doors

4 steel sheet perforated rear walls

4 adjustable shelves

12 boxes 13 × 10 × 5 cm

24 boxes 13 × 13 × 7 cm

Light cover for lighting

■ Item no. 70182

■ Item no. 70187

■ Item no. 70186

TOOL / WORKSHOP CART

Ready for immediate use,
fully assembled.



KG 210 kg

without tools and holder

W 72.5 cm | H 93 cm | D 46.5 cm

5 small drawers (H. 5.5 cm)

1 medium drawer (H. 12.5 cm)

1 large drawer (H. 19.5 cm)

Item no. 12680 (only available in silver)



Drawer division

Matching all drawers of the workshop
cart 12680, highly stable and
high-quality plastic

W 52.8 cm | H 5 cm | D 39.8 cm

Item no. 949



Rubber mat for drawers

To cover the drawers in the workshop
cart 12680, creates slip-proof surface
for tools

W 53.2 cm | H 0.3 cm | D 39.8 cm

Item no. 958



Ready for immediate use,
fully assembled.

KG 210 kg

incl. tools

Workshop cart,

as item no. 12680,
15 foam inserts
with a total of 157 high-
quality tools.

Item no. 12689 (only available in silver)



KG 160 kg



USAGE EXAMPLE FOR TOOL / WORKSHOP CART



can be combined with items 12530 and 12030

W 51.5 cm | H 76 cm | D 48.5 cm

fits into the sitting space of 12530 and 12030

1 lockable door

2 drawers (H. 9.5 cm)

1 slip-proof rubber mat, delivered disassembled

■ **Item no. 12022** ■ **Item no. 12027** ■ **Item no. 12026**

FLOOR MATS



Workplace mat "Standard"

robust SBR-rubber,
Thickness 10 mm.

80 cm × 120 cm

Item no. RP010002

90 cm × 150 cm

Item no. RP010001



Ergonomics mat "Orthomat"

for light to medium stress,
of closed-pore PVC-foam,
thickness 9 mm.

60 cm × 90 cm

Item no. AF010701

90 cm × 150 cm

Item no. AF010702



Ergonomics mat "Orthomat"

Diamond for light to medium
stress on dry workplaces,
bulb plate surface with grip,
thickness 9 mm.

60 cm × 90 cm

Item no. DAF010001

90 cm × 150 cm

Item no. DAF010002



Workplace mat "Deckplate"

Two-layer, ergonomic premium indus-
trial mat. Extremely robust. Self-ex-
tinguishing PVC top. Very suitable for
long periods of standing.
Thickness 14 mm.

60 cm × 90 cm

Item no. DP010609

90 cm × 150 cm

Item no. DP010915

90 cm × 300 cm

Item no. DP010903



Modular flooring

"Tough-Lock" of low
to intense use, fit for driving on,
thickness 5 mm.

1 | Item no. TLT010003H

2 | Item no. TLE010001E
(drive-on edge without corner)

3 | Item no. TLC010001E
(drive-on edge with corner)



Premium ergonomics mat


of polyurethane, optimal dampening
properties, thickness 15 mm.

60 cm × 90 cm

Item no. SE010001

90 cm × 120 cm

Item no. SE010003



Ergonomic industrial

floor tile

Dual layer for optimal ergo-
nomics and max. resistance,
Thickness 14 mm.



50 cm × 50 cm

1 | Item no. DP010008

2 | Item no. DP010010 (w. drive-on edge)

3 | Item no. DP010009 (w/o. drive-on edge)



Floor tile "Tough-Lock Eco",

Studded look, low-cost floor tile
of 100 % recycled PVC,
stacker-capable, thickness 5 mm,
drive-on edges TLE010001E and
TLC010001E usable.

50 cm × 50 cm, pack of 4

Item no. TLS010001E



All-round dirt collection mat

Reliable absorption of
dirt and moisture,
wear-resistant, wrinkle-
free and quick-drying
pile, thickness 7 mm.

60 cm × 90 cm

Item no. PP060001



All-weather mat

suitable for outdoors, flexible
"fingers" scrape off the dirt,
thickness 13 mm

60 cm × 80 cm

Item no. FT010001

80 cm × 100 cm

Item no. FT010002

STANDING CABINETS



Shelves up to 75 kg

All items are delivered flat packed.
(assembled delivery possible against a surcharge)

WIDTH 45.5 cm (W 45.5 cm | H 180 cm | D 45 cm)



W 45.5 cm | H 180 cm | D 45 cm

1 lockable door
4 shelves

Item no. 70392

Item no. 70397

Item no. 70396

W 45 cm



Shelf W 45 cm | D 38 cm

Shelf for high / material
cabinets with width 45,5 cm

Item no. 910



W 45.5 cm | H 180 cm | D 45 cm

1 lockable door, 3 shelves,
10 drawers (H. 7 cm) with full
extension

Item no. 70792

Item no. 70797

Item no. 70796



Universal drawer division

13 boxes in 4 different sizes
for material cabinet W 45.5 cm

Item no. 990

NEW: Drawers with full extension

WIDTH 91 cm



W 91 cm | H 110 cm | D 45 cm

1 lockable double door
3 shelves

Item no. 71692

Item no. 71697

Item no. 71696



W 91 cm | H 110 cm | D 45 cm

1 lockable double door
1 shelf,
10 drawers (H. 7 cm)
with full extension

Item no. 70692

Item no. 70697

Item no. 70696

NEW: Drawers with full extension



W 91 cm | H 180 cm | D 45 cm

1 lockable double door
4 shelves

Item no. 70292

Item no. 70297

Item no. 70296

W 90 cm



Shelf W 90 cm | D 38 cm

Shelf for high / material cabinets
with width 91 cm

Item no. 915



W 91 cm | H 180 cm | D 45 cm

1 lockable double door
3 shelves, 10 drawers
(H. 7 cm) with full extension

Item no. 70592

Item no. 70597

Item no. 70596



Universal drawer division

25 boxes in 5 different sizes
for material cabinet W 91 cm

Item no. 985

NEW: Drawers with full extension

STANDING CABINETS / SHELVES



Shelves up to 75 kg

All items are delivered flat packed.
(assembled delivery possible against a surcharge)

WIDTH 91 cm



W 91 cm | H 180 cm | D 45 cm
1 lockable double door
10 drawers (H. 7 cm) with full extension, 3 Perforated walls
2 slit panels at 18 boxes each
Slit panels and perforated walls extensible

- Item no. 70882
- Item no. 70887
- Item no. 70886



W 91 cm | H 180 cm | D 53 cm
4 shelves

Item no. 89202 Beaten silver
Item no. 89206 Black



W 91 cm | H 204 cm | D 53 cm
1 lockable double door
4 shelves

- Item no. 70282
- Item no. 70287
- Item no. 70286



Shelf W 90 cm | D 46 cm
Shelf for high / material cabinets with width 91 cm
Item no. 913

NEW: Now also 204 cm high



Shelf
W 89.5 cm | H 5 cm | D 52.5 cm
Item no. 89210



W 91 | H 204 | D 53 cm
5 shelves
Item no. 89302 Beaten silver
Item no. 89306 Black



NEW: Available in 204 cm



Küpper shelves

Shelves can be screwed into different positions, lateral key holes for use of all Küpper system holders, ideal supplement for the Küpper workshop series, looks and colour matching the workbenches and high cabinets, shelf can be adjusted to precisely the same height as the workbench bottom sheets. The sizes are also identical (height). This leads to a very aesthetically pleasing appearance of your workshop.
Weight: approx. 44.5 kg

LOCKERS

All items are delivered assembled.

Delivery time
4 – 6 weeks



Locker

Double door, 2 clothes rods with 3 hooks each,
2 lockable doors with ventilation slits,
height-adjustable feet

W 60 cm | H 180 cm | D 48 cm

■ Item no. 70772 ■ Item no. 70777 ■ Item no. 70776



Locker 20-door, 20 lockable compartments,
height-adjustable feet

W 50 cm | H 180.5 cm | D 25 cm

■ Item no. 70732 ■ Item no. 70737 ■ Item no. 70736



Cleaning locker, motorcyclist locker and E-Bike locker

ideal for cleaning agents and cleaning
utensils! Also ideal for helmets, motorcycle
jackets and batteries of E-Bikes with helmets
and accessories! Height-adjustable feet

W 80 cm | H 180 cm | D 48 cm

■ Item no. 70712 ■ Item no. 70717
■ Item no. 70716



CLEANING LOCKER



MOTORCYCLIST LOCKER



E-BIKE LOCKER



Locker 4-door, 4 lockable doors with ventilation slits, 3 Clothes hooks per
compartment, height-adjustable feet

W 60 cm | H 180 cm | D 35 cm

■ Item no. 70722 ■ Item no. 70727 ■ Item no. 70726



CARPENTER'S BENCHES

All items are delivered flat packed.

**Delivery
time**
4–6 weeks

STANDARD



Standard carpenter's bench A-series

Panel thickness: 30 mm, finger-jointed beech laminate
incl. 2 clamping pliers and 4 metal clamp holders.

L 1500 mm | W 650 mm | H 850 mm / Item no. A-1500 (incl. pliers)

L 1700 mm | W 650 mm | H 850 mm / Item no. A-1700 (incl. pliers)

L 2000 mm | W 650 mm | H 850 mm / Item no. A-2000 (incl. pliers)



Standard carpenter's bench D-series

Panel thickness: 30 mm
top of solid beech wood, bottom of beech wood laminate,
simple exchange of the clamping pliers for right- and left-
handed use, deposit shelf and tool bore incl. 2 clamping
pliers and 4 metal clamp holders

L 1500 mm | W 760 mm | H 850 mm / Item no. D-1500 (incl. pliers)

L 1800 mm | W 760 mm | H 850 mm / Item no. D-1800 (incl. pliers)



Fitted cabinet for standard carpenter's benches

Made of laminated chipboard
Fitting models A-1500,
A-1700, A-2000, D-1500 and D-1800

L 1000 mm | W 430 mm | H 500 mm

Item no. HB-1



Usage example

PREMIUM



Premium carpenter's bench PS 1

Panel thickness: 80 mm, solid beech, oil treatment
1 x drawer, 2 x large clamp holders, 2 x clamping pliers

L 2165 mm | W 855 mm | H 870 mm

Item no. PS-1 (incl. pliers)



Premium carpenter's bench P1

Panel thickness: 40 mm
solid beech, oil treatment
1 x drawer, 2 x large clamp holders, 2 x clamping pliers

L 2120 mm | W 760 mm | H 860 mm

Item no. P1 (incl. pliers)



Fitted cabinet for premium carpenter's benches

Made of laminated chipboard
Fitting models
P1 and PS-1


L 1195 mm | W 480 mm | H 460 mm

Item no. PR-2



Usage example

PERFORATED WALLS / PERFORATED WALL ACCESSORIES



W 120 cm

W 120 cm | H 60 cm

3-part, 40 cm each


Key holes

incl. 12 standard hooks

Item no. 70100

Item no. 70100
incl. 12 standard hooks

6 pcs. L 60 mm
6 pcs. L 80 mm




W 60 cm

W 60 cm | H 60 cm

1-part, 60 cm each

Key holes, for corner use (when
using 2 perforated walls)

Item no. 70305




W 40 cm

W 40 cm | H 60 cm

1-part, 40 cm each

Key holes

Item no. 70300



Angle perforated wall
with width of 25 cm (ideal for
covering sewage pipes, steel
girders, cable ducts, etc.,
key holes)

W 25 cm | D 12 cm | H 60 cm

Item no. 70309



W 120 cm | H 60 cm

3-part, 40 cm each

6 boxes 13 × 10 × 5 cm

12 boxes 13 × 13 × 7 cm

30 boxes 13 × 18 × 9 cm

Item no. 13062 red | Item no. 13067 grey



W 40 cm | H 60 cm

1-part, 40 cm each

6 boxes 13 × 10 × 5 cm

12 boxes 13 × 13 × 7 cm

Item no. 13072 red

Item no. 13077 grey



Wall panel with picking bins

18 boxes 13 × 10 × 5 cm

W 120 cm | H 14 cm | D 10 cm

Item no. 13042 red

Item no. 13047 grey

PERFORATED WALL ACCESSORIES



Paper roll holder with deposit compartment of sheet steel

Fitting the workshop cart 12680 and all Küpper perforated walls with key holes

W 27 cm | H 22 cm | D 23 cm

Item no. 9009 (only available in silver)



Absorbent cleaning cloth roll

Width: 21cm

Colour: Blue

100% pulp

500 sheets per roll (2-ply)

Suitable for paper roll holder art. 9009

Scope of delivery: 2 pcs.

Item no. 9015



Deposit or waste box of sheet steel

Fitting the workshop cart 12680 and all Küpper perforated walls with key holes

W 26.5 cm | H 22 cm | D 15.5 cm

Item no. 7230 (only available in silver)



Metal universal-tool holder, short

For screwing to the perforated or building wall

For many common tools

Powder-coated in black

270 × 60 mm

Item no. 98909



Metal shelf

for screwing to the perforated and building wall, powder-coated in black

550 × 155 mm

Item no. 98906



Metal universal-tool holder, long

For screwing to the perforated or building wall

For many common tools

Powder-coated in black

540 × 60 mm

Item no. 98908



Small-part magazine of sheet steel

37 drawers, plastic transparent boxes, powder-coated sheet steel, Suspension device for wall assembly

W 32 cm | H 47 cm | D 14 cm

Item no. 50090



Separating bridge set, 10 pcs.

for drawers (small) of the small-parts magazine

Item no. 50091



Metal open-faced spanner holder

For screwing to the perforated or building wall

Powder-coated in black

125 × 255 mm

Item no. 98907



Picking bins (available individually)


stackable (also between different sizes), of polypropylene, matching all Küpper slotted panels, wall cabinets with slotted panels and the rail 7216.

130 × 100 × 50 mm **Item no. 841** red | **Item no. 844** grey

130 × 130 × 70 mm **Item no. 842** red | **Item no. 845** grey

130 × 180 × 90 mm **Item no. 843** red | **Item no. 846** grey

SYSTEM HOLDER FOR PERFORATED WALLS (plastic / metal)



System holder set 30-pcs.

with the most important system holders

Individual items contained:

2× 7204, 2× 7205, 3× 7207-1,
3× 7207-2, 3× 7207-3, 1× 7206,
1× 7209, 1× 7210, 1× 7212,
1× 7215, 1× 72000 (set with 12 pcs.)

Item no.: 73000





2

Tool strip

Length 39.3 cm, width 7 cm

Item no. 7215



1

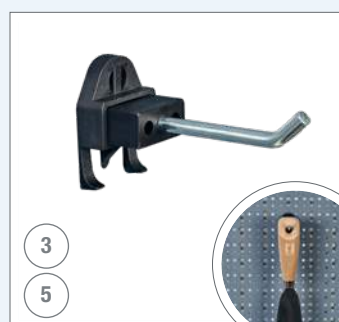
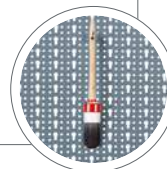
Standard perforated wall hooks

6 large hooks, 80 mm

6 small hooks, 60 mm

Chrome (glossy galvanised)

Item no. 72000, 1 set




3

5

for screwdriver, files,
chisels, awls, whittling tools

Item no. 7201-1 30 mm, 5 pcs.

Item no. 7201-3 60 mm, 5 pcs.



6

8

for scissors, discs, files,
Key, dies, adhesive tape rolls,
goggles, etc.

Item no. 7202-1 30 mm, 5 pcs.

Item no. 7202-3 60 mm, 5 pcs.




9

ready for suspension
packed plastic box with
small parts

Hook length 75 mm,

Distance 11 mm

Item no. 7203, 4 pcs.




10

e.g. for hammers, etc.

Hook length 55 mm,

Distance 40 mm

Item no. 7204, 4 pcs.




11

for pliers,
Cable shoe terminals, etc.

Hook length 50 mm,

Distance 50 mm

Item no. 7205, 4 pcs.



12


for ring and open-faced spanners,
hacksaws

Holder

Item no. 7206 75 × 125 mm, 1 pcs.



SYSTEM HOLDER FOR PERFORATED WALLS (plastic / metal)




for screwdriver, files,
chisels, awls, whittling tools

Item no. 7207-1 13 mm, 5 pcs.

Item no. 7207-2 18 mm, 5 pcs.

Item no. 7207-3 23 mm, 5 pcs.



Box for small parts for nails,
hooks, screws, dowels,
nuts, rivets, U-washers

Item no. 7208 55 × 125 mm, 1 pcs.




for drills, thread cutters
26 insertion holes,
from 1–13 mm

Item no. 7209 55 × 125 mm, 1 pcs.




for bit screw inserts, socket
23 insertion holes,
from 1.9–16.4 mm

Item no. 7210 55 × 125 mm, 1 pcs.



for center punches, punches,
tubular hexagon box wrenches,
12 insertion holes, 16.4 mm each

Item no. 7211 55 × 125 mm, 1 pcs.



for pencils, chisels, scorers,
glass cutters, folding rule

Item no. 7212 30 mm, 2 pcs.



stable plastic, individual
positioning possible, easy
to adjust by attachment to
the perforated wall

Item no. 931 39,3 × 13,8 cm, 2 pcs.



Universal strip for all common
exposed boxes. Fits Küpper
perforated walls or wall cabinets.
Adjustable at any time!

Item no. 7216 39,3 × 1,5 cm, 1 pcs.



Socket strip holder,
incl. 5 clips for cable
attachment

Item no. 7217 160 × 55 mm, 1 pcs.

Spare clips

Item no. 7219 pack of 10



Tablet holder for tablets and
smartphones. Incl. 3 clips for
cable attachment.

Item no. 7218 80 × 65 mm

Spare clips

Item no. 7220 pack of 10

VICES



Item no. 1010

Jaw width 100 mm, Clamping width 100 mm,
Clamping depth 65 mm, Anvil 40 x 50 mm



Item no. 1012

Jaw width 150 mm, Clamping width 150 mm,
Clamping depth 90 mm, Anvil 65 x 80 mm



Item no. 1011

Jaw width 125 mm, Clamping width 125 mm,
Clamping depth 75 mm, Anvil 50 x 70 mm

Professional vices, forged, in three sizes


Solid and precise design, long anvil plate, cut teeth for clamping the material, hardened steel jaws / pipe clamping jaws, two screws for adjusting the guide, pipe clamping device



Item no. 1014

Height adjustment with
gas pressure damper, fitting
the vice 1011

rotating 360°
height-adjustable up to 240 mm
Weight approx. 12.2 kg



Standard protective jaws aluminum
with magnets and profiled surface

For vices with jaw width 100mm

Item no. 750

For vices with jaw width 125mm

Item no. 751

For vices with jaw width 150mm:

Item no. 752

KÜPPER-"LIGHT" ITEMS

Our starting series "Made In Germany"



Workbench

W 120 cm | H 84 cm | D 60 cm

1 drawer H. 6.5 cm, large,
open shelf with shelf,
1 lockable door, powder-coating
silver-grey anthracite

Item no. 14118



Wall cabinet set

W 120 cm | H 120 cm
(with perforated wall)

Comprising a wall cabinet
120 cm and perforated wall
3-piece 120 cm, 2 lockable doors,
1 perforated rear wall, 4 shelves
and 3-piece sheet steel perforated
wall with 12 standard hooks, pow-
der-coating silver-grey anthracite

Item no. 14128



Workbench foot, individual, for own construction

H 83.5 cm | W 57.5 cm

Workbench foot, individual, welded
Powder-coated silver-grey,
for self-construction of a single
worktable/workbench

Item no. 941



Beech veneer panel 120 cm matching item 941

W 120 cm | H 3 cm | D 60 cm

Worktop with beech veneer
(1 mm real wood veneer), chip core,
washable, painted, matching the
workbench foot, individual, for own
construction of a simple worktable/
workbench

Item no. 14055

INDIVIDUAL MODULAR SYSTEM

Functional construction kit system for the professional user

13 components for more than 100 variations

NEW



Solid beech panel, 40 mm thick.
Special lamination against distortion.
Oil treated for rejection of dirt.



Drawers with ball bearing for comfortable full extension and permanent smooth operation.
Carrying load 45 kg (distributed load)



Lockable drawers with central locking




Plastic feet with height adjustment (up to 2 cm) to protect the floor.

Near-unlimited combination options



USAGE EXAMPLE



INDIVIDUAL MODULES

 Carrying strength up to 500 kg

The module system is only available in this colour.



W 73 cm Basic module, small



W 73 cm | H 89 cm | D 70 cm

1 wooden panel
2 side walls, 1.5 mm sheet steel
4 steel tubes, delivered disassembled

Item no. 16015

W 128 cm Basic module, medium



W 128 cm | H 89 cm | D 70 cm

1 wooden panel
2 side walls, 1.5 mm sheet steel
4 steel tubes, delivered disassembled

Item no. 16025

W 184 cm Basic module, large



W 184 cm | H 89 cm | D 70 cm

1 wooden panel
2 side walls, 1.5 mm sheet steel
4 steel tubes, delivered disassembled

Item no. 16035

Stabilisation sheet, small



W 62 cm | H 20 cm

For lateral stabilisation of the small basic module

Item no. 15076

Stabilisation sheet, medium



W 117 cm | H 20 cm

For lateral stabilisation of the medium basic module

Item no. 15066

Stabilisation sheet, large



W 173 cm | H 20 cm

For lateral stabilisation of the large basic module

Item no. 15056

W 55 cm Shelf, small



W 55 cm | H 5 cm | D 56 cm

Stable sheet steel
(instead of a fitted cabinet)

Item no. 15075

W 110 cm Shelf, medium



W 110 cm | H 5 cm | D 56 cm

Stable sheet steel
(instead of 2 fitted cabinets)

Item no. 15065

W 165 cm Shelf, large



W 165 cm | H 5 cm | D 56 cm

Stable sheet steel
(instead of 3 fitted cabinets)

Item no. 15055

W 55 cm Fitted cabinet



W 55 cm | H 66 cm | D 56 cm

1 lockable door
2 shelves
Right-hand attachment,
delivered mounted

Item no. 16105-R

Fitted cabinet



W 55 cm | H 66 cm | D 56 cm

1 lockable door
2 shelves
Left-hand attachment,
delivered installed

Item no. 16105-L

Fitted cabinet



W 55 cm | H 66 cm | D 56 cm

2 lockable drawers (H. 7 cm)
1 lockable door
Right-hand attachment,
delivered installed

Item no. 16115-R

INDIVIDUAL MODULES

 Carrying strength up to 500 kg

The modular system is only available in this colour.



W 55 cm | H 66 cm | D 56 cm

2 lockable drawers (H. 7 cm)

1 lockable door

Left-hand attachment,
delivered installed

Item no. 16115-L



W 55 cm | H 66 cm | D 56 cm

4 lockable drawers

(2 high drawers H. 15 or 23 cm,
2 flat drawers H. 7 cm)

delivered installed

Item no. 16120



W 55 cm | H 66 cm | D 56 cm

7 lockable drawers (H. 7 cm)

delivered installed

Item no. 16125



W 48.5 cm Drawer

W 55 cm | H 13 cm | D 56 cm

1 fitted drawer

can be installed in combination
with shelves

Item no. 16095



Rubber mat

W 45.1 | D 53.3 cm | H 0.3 cm

Creates a slip-proof surface for your
drawer. Fits all drawers of the modular
system.

Item no. 944



W 45 cm | D 51 cm | H 6.5 cm

stable plastic. 8 small compartments,
3 large compartments. Silver-grey.
Fits all drawers of the modular system.

Item no. 959



W 45 cm | D 51 cm | H 6.5 cm

21 removable boxes in 4 different sizes,
highly impact resilient and food-safe
(polystyrene).

Item no. 980



Shelf for storage space in the fitted
cabinets. Simple support system with
adjustable plastic bolts.

Item no. 911



Wall cabinet, small

W 55 cm | H 30 cm | D 36 cm

Door with gas pressure spring, incl.
perforated wall as rear wall (55x60 cm).
Simple and stable attachment system in
the perforated wall.

Item no. 16130




Wall cabinet, large

W 55 cm | H 60 cm | D 36 cm

Door with gas pressure springs
1 shelf, incl. perforated wall as
rear wall. Simple and stable attachment
system in the perforated wall.

Item no. 16140



Perforated wall

W 55 cm | H 60 cm | D 1.5 cm

Perforated wall for use as tool system
or suspension system for the wall
cabinets of the modular system. Can be
expanded as desired. Key hole.

Item no. 16180




Attachment side wall, small

W 3.8 cm | H 60 cm | D 36 cm

Visual solution for the planned
sequence of multiple workbenches
and wall cabinets. No load-bearing
function. 2 pcs.

Item no. 16205




Perforated wall, small

W 55 cm | H 55 cm | D 1.5 cm

Key hole,
fitting the basic module, small

Item no. 16185




Perforated wall, medium

W 110 cm | H 55 cm | D 1.5 cm

Key hole,
fitting the basic module, medium

Item no. 16190



Perforated wall, large

W 166 cm | H 55 cm | D 1.5 cm

Key hole,
fitting the basic module, large

Item no. 16195



Attachment side wall, large

W 3.8 cm | H 115 cm | D 36 cm

Side wall as visual closure of several
workbenches placed side by side and
as a free-standing setup option for the
wall cabinets. 2 pcs.

Item no. 16210

MITRE SAWS AND SAW BLADES

All saws are delivered partially installed.



PERFEKT III, Item no. 3331

Technical data:

Cutting width at 90°	160 mm
Cutting width at 45°	100 mm
Cutting height	120 mm
Table length	400 mm
Blade length	550 mm

Angle with grid at 90°/45°/36°/30°/22,5°

Angle smoothly adjustable with fastening nut

- with universal saw blade
- with cut depth adjustment
- with adjustable longitudinal stop



PERFEKT "S", Item no. 3030

Technical data:



Cutting width	190 mm
Cutting height at 90°	160 mm
Cutting height at 45°	120 mm
Verti. Cutting height at 45°	105 mm
Table length	600 mm
Blade length	620 mm

Angle with grid

- vertical 90°/45°/30°
- horizontal 90°/45°/36°/30°/22,5°

Angle smoothly adjustable with fastening nut: vertically or horizontally 45°/90°/45°

- with clamping saw and universal saw blade
- with adjustable longitudinal stop
- with two material fastening spanners



Universal saw blade

for wood, light metal, plastic, 14 teeth / inch, teeth hardened

550 mm Item no. 603

for item no. 3331 "PERFEKT III"

620 mm Item no. 665

for item no. 3030 "PERFEKT S"



Metal saw blade

22 teeth / inch, HSS, teeth corrugated

550 mm Item no. 303

for item no. 3331 "PERFEKT III"

620 mm Item no. 335

for item no. 3030 "PERFEKT S"

Available from March 2020!



Base cap

black, with embroidered logo, universal size, unisex,
100 % combed cotton, 340 g/m², adjustable
by brass clip-on closure

Item no. 1905



Long sleeved t-shirt

black with embroidered logo,
100 % cotton
Sizes M – XXL

Item no. 1925-M | Item no. 1925-L
Item no. 1925-XL | Item no. 1925-XXL



Polo shirt

black with embroidered logo,
100 % cotton, 170 g/m².
Sizes S – XXL

Item no. 1915-S | Item no. 1915-M
Item no. 1915-L | Item no. 1915-XL
Item no. 1915-XXL



Softshell jacket


black with 2 embroidered logos, 94 % polyester, 6 % spandex,
breathable membrane, 300 g/m², resilient against rain and wind
(water column 14000 mm)

Sizes S – XXL

Item no. 1955-S | Item no. 1955-M
Item no. 1955-L | Item no. 1955-XL
Item no. 1955-XXL



Our modern manufacturing plant has its production and warehouse in the beautiful Eifel region. We moved to this site in the Mid-1970s. The company was founded in Remscheid in 1869. The move to the Eifel region was driven by a need for more space.



LEARN MORE?

Have a look at our
YouTube video on
workshop equipment!

Stamp of your specialist dealer

04_2023



Friedrich Küpper GmbH
Friedrich-Küpper-Weg
D-54570 Berlingen
Germany

Phone +49 (0) 65 91 - 95 42 0
Fax +49 (0) 65 91 - 95 42 17
info@friedrich-kuepper.de
www.friedrich-kuepper.de

5 Years
Warranty